

HOME THEATER LIGHTING

A home theater may have a state of the art flat screen TV, a sound system that rattles the windows, and plush leather recliners complete with cupholders. But without the right lighting system, you can't get the most out of the money you have invested in your home theater. Create the magic of real movie theater ambiance in your own home with a Home Theater Lighting System from Progress. Lights. DVD. Action!

1 LIGHTING CONTROLS

2 STEP LIGHTING

3 WALL LIGHTING

4 RECESSED LIGHTING



Create a genuine movie theater experience by adding the dramatic touch of GRAFIK Eye® lighting controls to your home theater. See back for control specifications.

1 LIGHTING CONTROLS

Aside from creating drama, lighting controls with customizable dimming produce comfortable lighting scenes that help eyes avoid the abruptness of light being turned completely on or off, or from level to level. Conveniently controlled by the touch of a button, the GRAFIK Eye® is available in two or three zone models with four scene settings and adjustable fade times.

Note: An optional remote accessory lets the user control all of the preset scenes without leaving the chair.



Plan View

2 STEP LIGHTING




P6820-31TG* Black
Spring-held black louver faceplate. Metal housing has 1/2" I.P. conduit entry. Sheet rock or dry wall installations. Therma-Gard protection. Porcelain socket. Lamp: One 60w A19

4 RECESSED LIGHTING

Note: Other recessed housing types available, consult Progress Lighting catalog for details.

Progress Lighting has introduced trims that are designed to deliver required task lighting while remaining unobtrusive and blending into the home theater environment. Open, Cone, Pinhole, and Baffle trims are ideal for open areas, while Wall Wash trims are perfectly suited for highlighting wall art or illuminating perimeters.

6" Housing



P87-ATOC
Ceiling opening: 6-7/8" dia.
Plaster frame: 7-7/8" x 10-3/4"
Recessed depth: 7-1/2"
Pryouts: 1/2" & 3/4"

Cone



P8053-31 Black Alzak®
IC Lamp: 75w PAR 30, 65w BR30
Non-IC Lamp: 150w PAR 38, 120w BR 40, 40w A19

Pinhole



P8055-31 Black
P8065-28 White w/ Black Baffle
Lamp: 75w PAR16, 40w R16, 50w R20/PAR20/PAR30

Wall Washer



P8054-31 Black
Lamp: 60w A19

Cone




P8068-21A Clear Alzak®
P8068-21 Clear Anodized
P8068-28 White
P8068-23A Black Alzak®
IC Lamp: 75w PAR 30, 65w BR30
Non-IC Lamp: 150w PAR 38, 120w BR 40, 40w A19

Step Baffle



P8066-20 Antique Bronze
P8066-36 Chestnut
P8066-14 Brushed Copper
Unpainted flange
Lamp: 75w PAR 30, 65w BR30
Non-IC Lamp: 150w PAR 38, 120w BR 40, 40w A19

5" Housing




P85-AT
Ceiling opening: 5-1/4"
Plaster frame: 8-3/8" x 13"
Recessed depth: 7-5/8"
Pryouts: 1/2" and 3/4"

Deep Cone



P8192-31 Black
IC Lamp: 65w BR30, 50w PAR30 short neck
Non-IC Lamp: 85w BR30, 75w PAR30 short neck

Step Baffle




P8175-20 Antique Bronze
IC Lamp: 65w BR 30, 50w PAR 30 long neck
Non-IC Lamp: 65w BR 30, 50w PAR-30 long neck, 40w A19

Step Baffle



P8175-36 Chestnut
IC Lamp: 65w BR 30, 50w PAR 30 long neck
Non-IC Lamp: 65w BR 30, 50w PAR-30 long neck, 40w A19

Open



P8168-28 White
P8168-31 Black
IC Lamp: 65w BR30, 50w PAR 30 long neck
Non-IC Lamp: 85w BR30, 75w PAR 30 long neck, 60w A19

Step Baffle



P8175-31 Black
P8175-28 White
IC Lamp: 65w BR 30, 50w PAR 30 long neck
Non-IC Lamp: 65w BR 30, 50w PAR-30 long neck, 40w A19

4" Housing



P831-AT
Ceiling opening: 4-1/2"
Plaster frame: 8-3/8" x 13"
Recessed depth: 7-1/2"

Pinhole



P8042-31 Black
Lamp: 40w PAR 16, 30w R20

Alzak® Cone



P8049-31 Black Alzak®
Lamp: 75w PAR 16, R 20, 50w PAR 20

Open




P8041-09 Brushed Nickel
Unpainted flange
Lamp: 55w PAR 16, 50w PAR 20, R20

Open



P8041-16 Textured Silver
Unpainted flange
Lamp: 55w PAR 16, 50w PAR 20, R20

Step Baffle



P8044-31 Black Baffle
P8044-28 White Baffle
Lamp: 55w PAR 16, 50w PAR 20, R20

3 WALL LIGHTING

See previous page for wall fixtures.



4 RECESSED LIGHTING

Turn page for recessed fixtures.




3 WALL LIGHTING

WALL POCKETS

Wall Pockets® Diffusers must be used with Recessed Wall Box



P4-TG Recessed Wall Box
Size: 7-5/8" L., 4-7/8" W., 3-1/2" depth
Lamp: 1 medium base, 75w max.



P7107-09 Brushed Nickel
Size: 14" W., 25" ht.,
Extends 4". H/CTR 3-1/2"
Traditional wall pocket with decorative
fabric shade. Mounting: Vertical



P7150-10 Polished Brass
P7150-57 Copper Verde
Size: 7-3/4" W., 11" ht., Extends 4", H/CTR 4-1/2"
Satin opal glass. Provides direct/indirect
illumination. Mounting: Vertical

WALL SCONCES




P3002-46 Weathered Bronze
Arts & Crafts Collection wall sconce with light
honey art glass. Horizontal or vertical mounting.
Size: 14-1/2" W., 5" ht., Extends 4", H/CTR 7-1/4".
Lamp: 1 medium base, 100 max.



P3355-27WB Golden Umber
P3355-18WB Venetian Gold
Masira Collection wall sconce with white alabaster
glass. Size: 12" W., 4-5/8" ht., Extends 5-5/8",
H/CTR 2-3/8". Lamp: 1 75w QT4 (included).




P2964-58 Textured Slate
Wall sconce with etched seeded glass.
Size: 13" W., 11" ht., Extends 4", H/CTR 3-1/4".
Lamp: 1 medium base, 75w max.




P7103-31 Black
P7103-30 White
P7103-15 Polished Chrome
w/ polished brass center
Tri-band louver. Provides illumination from top, bottom
and between louvers. Size: 14" W., 7" ht., Extends 7",
H/CTR 2-1/4". Lamp: 1 medium base, 100w max.



P7119-30 Textured White
P7119-56 Antique Bisque
P7119-57 Copper Verde
Travera Collection wall sconce with faux Tiffany art
glass. Size: 19" W., 7-3/4" ht., Extends 4", H/CTR 3-
1/4". Lamp: 1 medium base, 100w max.




P7210-86 Burnished Chestnut
P7210-42 Seabrook
Savannah Collection One-light wall sconce with
antique alabaster glass, twisted rope and pineapple
pattern details. Size: 13" W., 7" ht., Extends 6-1/2".
Lamp: 1 medium base, 100w max.




P7144-31 Black
P7144-30 White
Wood crown moulding. Provides illumination top and
bottom. May be painted. Size: 14" W., 6" ht. Extends
6", H/CTR 2-3/4". Lamp: 1 medium base, 100w max.



P7175-33 Cobblestone
Eclipse Collection wall sconce with faux Tiffany art
glass. Size: 15-1/4" W., 7-1/2" ht., Extends 4",
H/CTR 3". Lamp: 1 medium base, 100w max.



P7122-81 Antique Nickel
P7122-77 Forged Bronze
One-light wall sconce with etched glass.
Size: 15-5/8" W., 6-3/4" ht. Extends 7-3/4", H/CTR
2-3/4". Lamp: One medium base lamp, 100w max.



2 STEP LIGHTING

As much about safety as it is aesthetics, step lighting allows family and friends to safely walk to the concessions and restrooms without turning overhead lights on or off, tripping over an obstacle or disturbing other viewers. Recessed within a step, wall or platform, step lighting casts light out and down to where it's needed.

3 WALL LIGHTING

Hugging walls with soft vertical light, wall lighting combines sophistication and safety as it enhances aisles, artwork or furniture. From sconces that cast light in hourglass and unidirectional designs to fixtures that exhibit subtle glows, wall lighting can blend with or stand out against any theater décor and can be dimmed for added drama.

4 RECESSED LIGHTING

Whether lowering them to begin a show or raising them to signal the end, versatile recessed downlights are an unobtrusive way to create general illumination. Specially designed home theater trims in various sizes were created to have extremely low brightness and eliminate glare. Special colors make the trims virtually disappear into the theater's ceiling.

1 LIGHTING CONTROLS

WALLBOX DIMMER



P8676-30 White
600w Lutron "Diva"
incandescent dimmer.
Size: 2-3/16" L.,
1-1/8" W., 2" ht.



P8660-30 White
P8661-95 Ivory
600w Lutron
incandescent dimmer.
Size: 2-3/16" L.,
1-1/8" W., 2" ht.

P8677-30 White
1000w Lutron "Diva"
incandescent dimmer.
Size: 2-3/16" L.,
1" W., 2" ht.

P8661-30 White
P8661-95 Ivory
1000w Lutron
incandescent dimmer.
Size: 2-3/16" L.,
1" W., 2" ht.


GRAFIK EYE® MULTI-SCENE PRESET LIGHTING CONTROL



P8693-30 White
Two zone control unit.
Size: 5.56" W., 4.56" ht., 2.25" depth
includes wallplate and backbox.
Wallbox size: two-gang, 3.5" depth.



P8694-30 White
Three zone control unit.
Size: 7.25" W., 4.56" ht., 2.25" depth
includes wallplate and backbox.
Wallbox size: three-gang, 3.5" depth.



P8695-31 Black
Four-scene infrared wireless remote control.
Recalls preset light levels for four scenes
plus off and fine tuning of light levels
(scenes dependent on dimmer settings).
Range is 50' line of sight to receiver.
Size: 1.51" W., 4.63" ht., .55" depth.

THE END

Progress Lighting
101 Corporate Drive
Spartanburg, South Carolina
29303-5007

In Canada
1616 Auto Route 440 West
Laval, Quebec
Canada H7S 2E7

www.progresslighting.com



Hubbell Lighting, Inc.



HOME THEATER LIGHTING